



TELESCOPING SLIDING GLASS DOOR

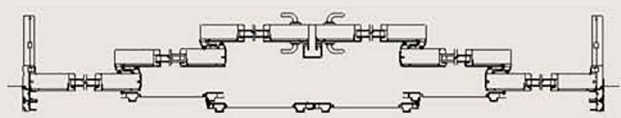


SIX PANEL OXXXXO UNIT

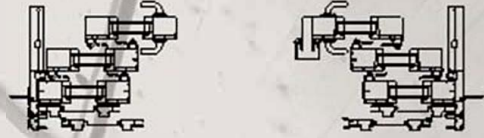
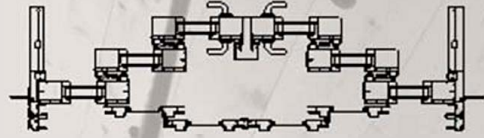
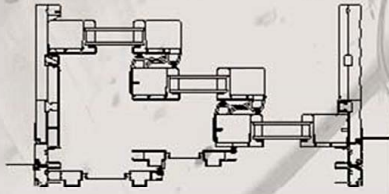
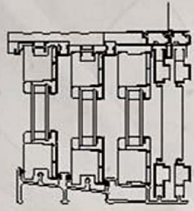


THREE PANEL XXO UNIT

- A UNIQUE SOLUTION FOR WIDE DOOR EXTERIOR OPENINGS AS WELL AS INTERIOR APPLICATIONS**
- WOOD AND ALUMINUM CLAD WOOD**
- EXCLUSIVE DOUBLE SLIDING SCREEN SYSTEM**
- THREE OR SIX PANEL CONFIGURATIONS**
- A CUSTOM HIGH END FIT**
- A TRUE VALUE**



TELESCOPING SLIDING GLASS DOOR



**THREE PANEL XXO UNIT
UP TO 15 FT WIDE**

**SIX PANEL OXXXXO UNIT
UPTO 24 FT WIDE**

Features:

- Custom Made to Order
- Custom Sized to your specifications
- Variety of Clad Colors
- Custom Clad Colors
- Standard Clear Pine Interior
- Other Wood Species Available
- Hardware Finish Options
- Double Sliding Screen System
- High Performance Fiberglass Sill
- 2-1/2" Or 4-1/2" Stiles and Rails

Benefits:

- Wide Openings
- Secure
- Beauty and Warmth of Wood



PARK VUE
Slide & Swing Doors

By: Merrill Millwork

1300 W. Taylor St. Merrill, WI 54452
Phone: 715-536-8112 Fax: 715-536-4329
www.park-vue.com