

**PARK VUE**  
Wood Swing and Sliding Doors

**TELESCOPING SLIDING GLASS DOOR**



**SIX PANEL OXXXXO UNIT**



**THREE PANEL XXO UNIT**

**A UNIQUE SOLUTION FOR WIDE DOOR  
EXTERIOR OPENINGS AS WELL AS INTERIOR  
APPLICATIONS**

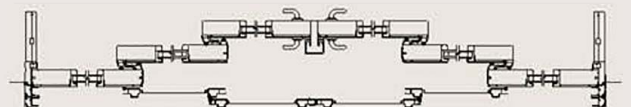
**WOOD AND ALUMINUM CLAD WOOD**

**EXCLUSIVE DOUBLE SLIDING SCREEN SYSTEM**

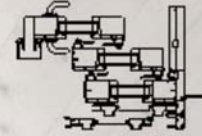
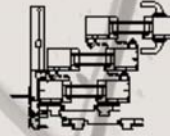
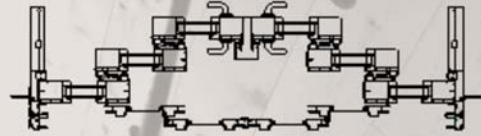
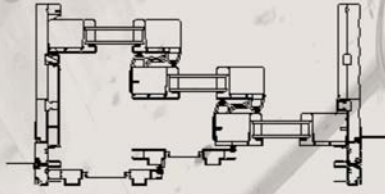
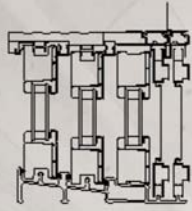
**THREE OR SIX PANEL CONFIGURATIONS**

**A CUSTOM HIGH END FIT**

**A TRUE VALUE**



## TELESCOPING SLIDING GLASS DOOR



**THREE PANEL XXO UNIT  
UP TO 15 FT WIDE**

**SIX PANEL OXXXXO UNIT  
UP TO 24 FT WIDE**

### Features:

- Custom Made to Order
- Custom Sized to your specifications
- Variety of Clad Colors
- Custom Clad Colors
- Standard Clear Pine Interior
- Other Wood Species Available
- Hardware Finish Options
- Double Sliding Screen System
- High Performance Fiberglass Sill
- 2-1/2" Or 4-1/2" Stiles and Rails

### Benefits:

- Wide Openings
- Secure
- Beauty and Warmth of Wood



By: **Merrill Millwork, Inc.**  
1300 W. Taylor St. Merrill, WI 54452  
park-vue.com 715-536-8112 Fax 715-536-4329